



B.P. CHALIHA COLLEGE

NAGARBERA



THIRD CYCLE ACCREDITATION

CRITERIA II

TLEC

2.5.2

Submitted to



THE NATIONAL ASSESSMENT AND ACCREDITATION COUNCIL

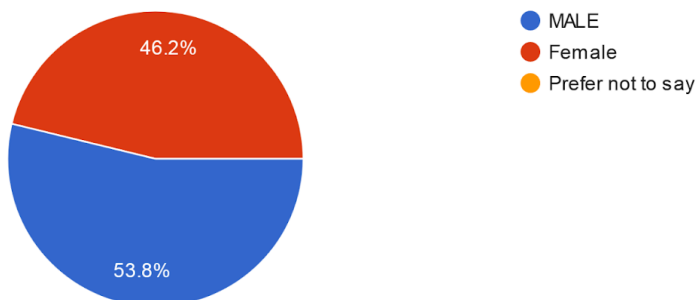
(AQAR 2022-23, B.P. CHALIHA COLLEGE NAGARBERA, KAMRUP, ASSAM)

National Assessment and Accreditation Council (NAAC)
STUDENT SATISFACTORY SURVEY
Under Criterion II of Teaching – Learning and Evaluation

ASSESSMENT YEAR 2022-23
Date of Issue: 11st June 2022
Last date: 21th Dec 2023
[Total number of Respondents 393]

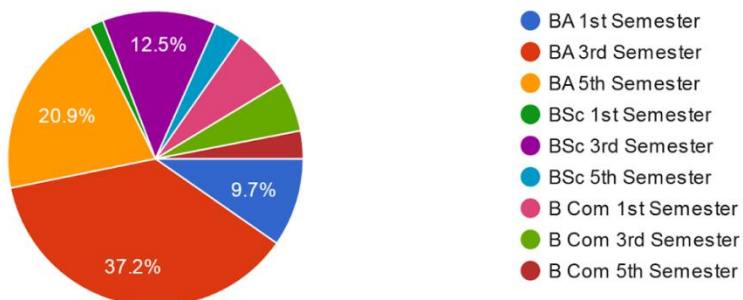
GENDER COMPOSITION

GENDER
355 responses



CLASS OF STUDY

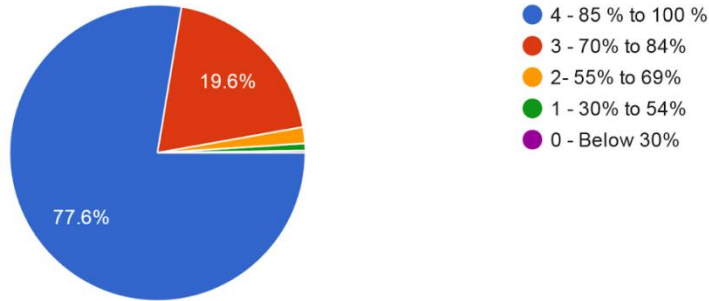
Class
393 responses



Question1:

How much of the syllabus was covered in the class?

393 responses

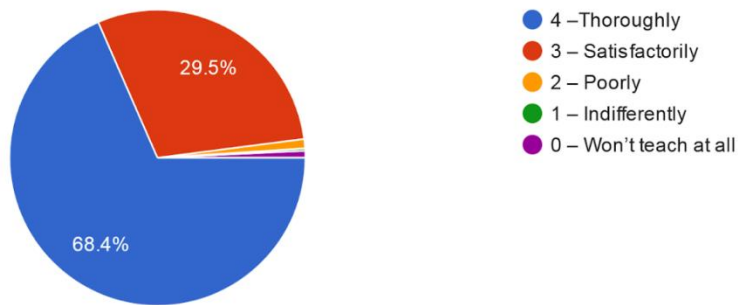


4	85% - 100 %	305	77.6%
3	70% - 84%	77	19.6%
2	55% - 69%	07	01.8%
1	30% - 54%	03	0.8%
0	Below 30%	01	00%

Question2:

How well did the teachers prepare for the classes?

393 responses

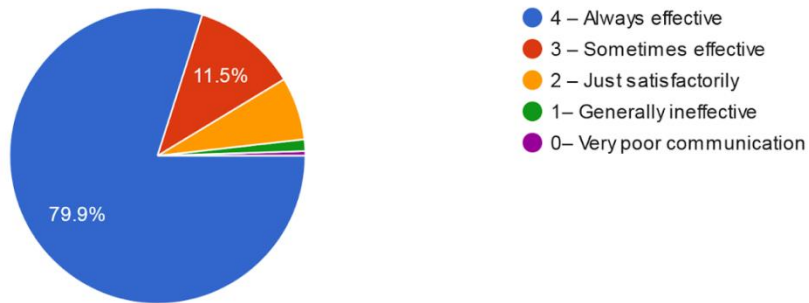


4	Thoroughly	269	68.4%
3	Satisfactorily	116	29.5%
2	Poorly	04	01.0%
1	Indifferently	01	0.3%
0	Wont teach at all	03	0.8%

Question3:

How well were the teachers able to communicate

393 responses

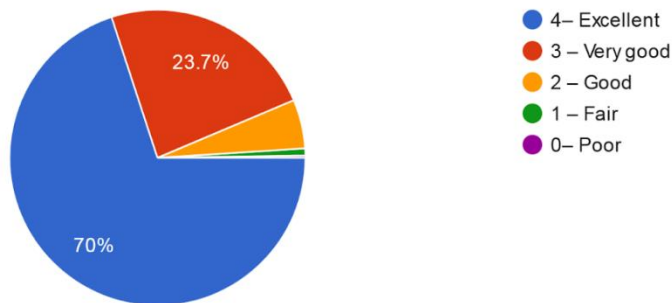


4	Always effective	314	79.9%
3	Some times effective	45	11.5%
2	Just satisfactory	27	06.90%
1	Generally ineffective	05	1.3%
0	Very poor communication	00	0.5%

Question4:

The teacher's approach to teaching can best be described as

393 responses

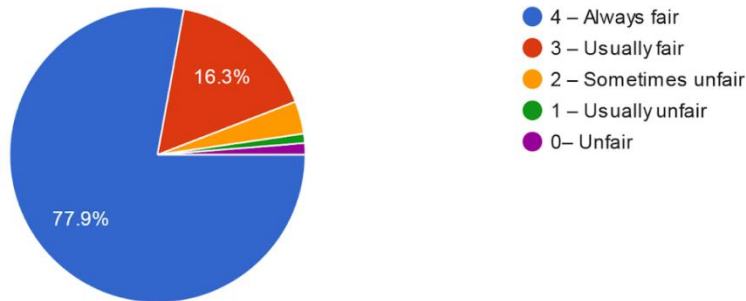


4	Excellent	275	70.0%
3	very Good	93	23.7%
2	Good	21	05.3%
1	Fair	03	0.8%
0	Poor	00	0.0%

Question5:

Fairness of the internal evaluation process by the teachers.

393 responses

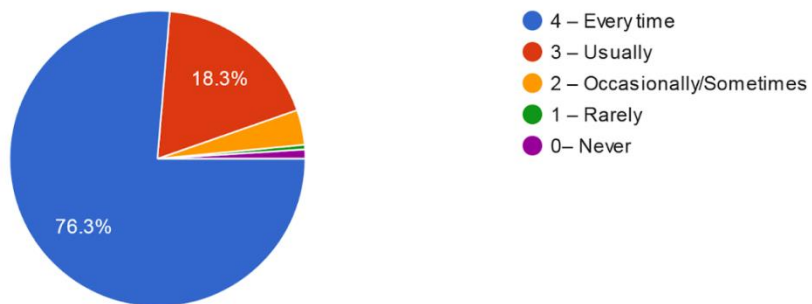


4	Always Fair	306	77.9%
3	Usually Fair	64	16.3%
2	Sometimes unfair	14	03.6%
1	Usually unfair	04	01.0%
0	unfair	05	1.3 %

Question6:

Was your performance in assignments discussed with you?

393 responses

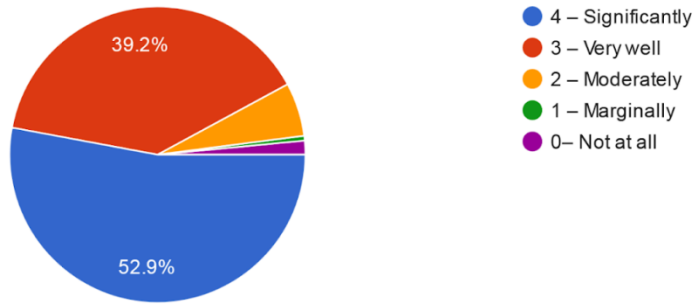


4	Every time	300	76.3%
3	Usually	72	18.3%
2	Occasionally/sometimes	15	3.8%
1	Rarely	02	0.5%
0	Never	04	1.00%

Question7:

The teaching and mentoring process in your institution facilitates you in cognitive, social and emotional growth.

393 responses

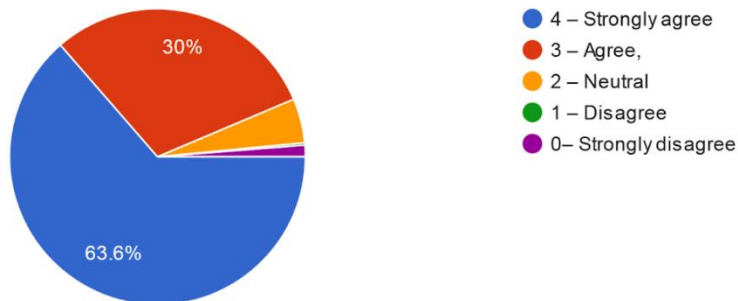


4	Significantly	208	52.9%
3	Very Well	154	39.2%
2	Moderately	23	5.9%
1	Marginally	02	0.5%
0	Not at all	06	1.5%

Question8:

The institution provides multiple opportunities to learn and grow

393 responses

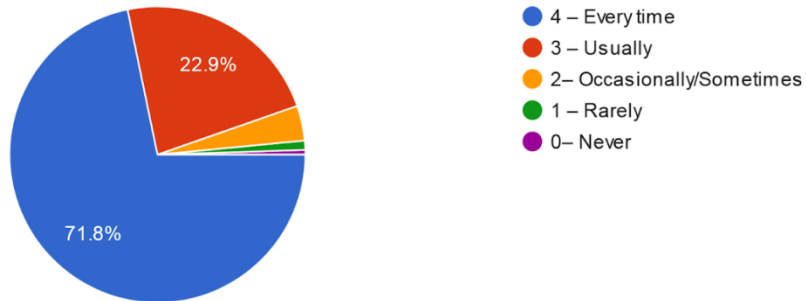


4	Strongly agree	250	63.6%
3	Agree	118	30.0%
2	Neutral	19	04.8%
1	Disagree	01	0.3%
0	Strongly disagree	05	1.3%

Question9:

Teachers inform you about your expected competencies, course outcomes and programme outcomes

393 responses

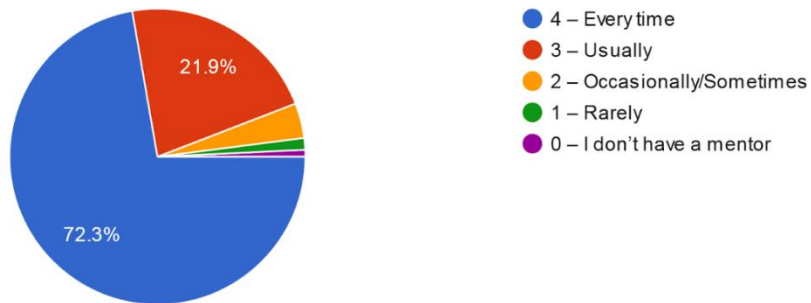


4	Every time	282	71.8%
3	Usually	92	22.9%
2	Occasionally/sometimes	15	03.8%
1	Rarely	04	1%
0	Never	02	0.5%

Question10:

Your mentor does a necessary follow-up with an assigned task to you.

393 responses

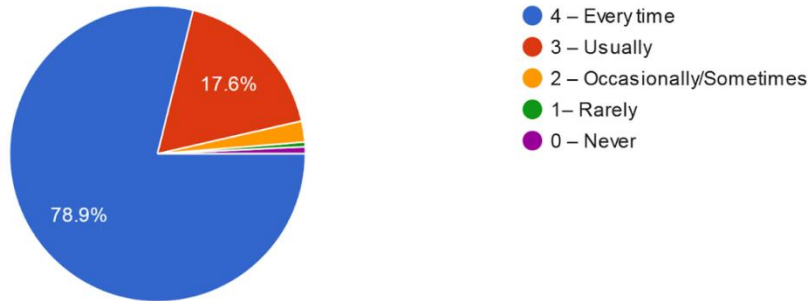


4	Every time	284	72.3%
3	Usually	86	21.9%
2	Occasionally/sometimes	15	03.8%
1	Rarely	05	1.3%
0	I don't have a mentor	03	0.8%

Question11:

The teachers illustrate the concepts through examples and applications.

393 responses

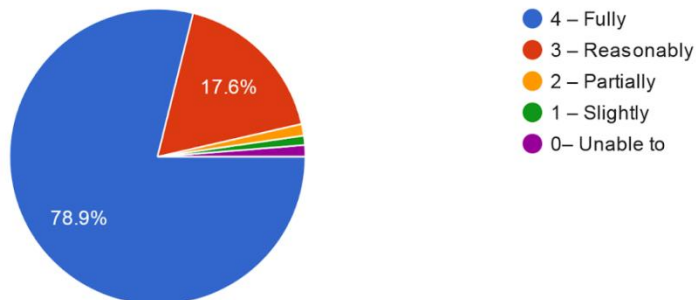


4	Every time	310	78.9%
3	Usually	69	17.6%
2	Occasionally/sometimes	09	2.3%
1	Rarely	02	0.5%
0	Never	03	0.8%

Question12:

The teachers identify your strengths and encourage you with providing right level of challenges

393 responses

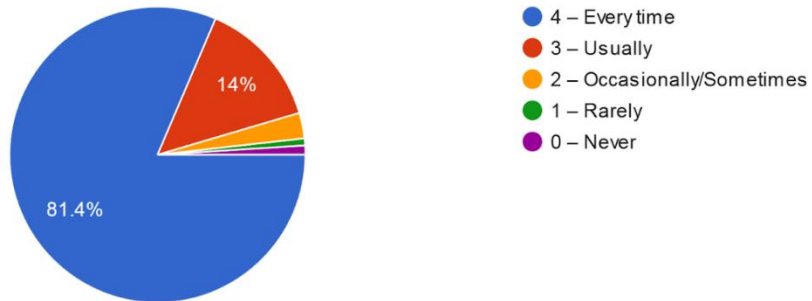


4	Fully	310	78.9%
3	Reasonably	69	17.6%
2	Partially	05	01.3%
1	Slightly	04	1.0%
0	Unable	05	1.3%

Question13 :

Teachers are able to identify your weaknesses and help you to overcome them

393 responses

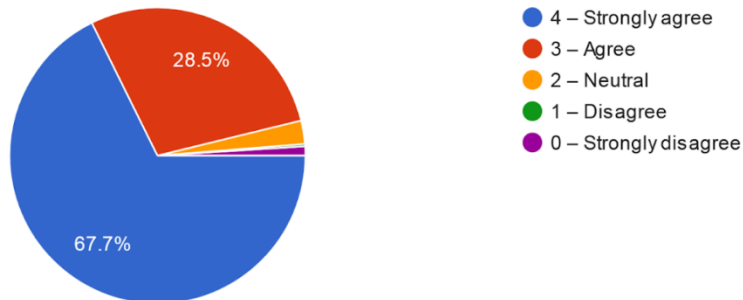


4	Every time	320	81.4%
3	Usually	55	14.0%
2	Occasionally/sometimes	11	02.80%
1	Rarely	03	0.8%
0	Never	04	1%

Question14 :

The institution makes effort to engage students in the monitoring, review and continuous quality improvement of the teaching learning process.

393 responses

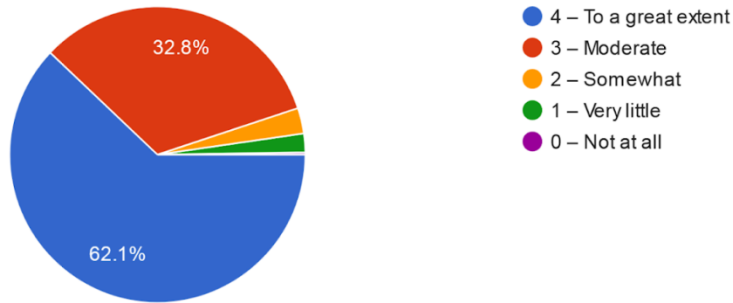


4	Strongly agree	266	67.7%
3	Agree	112	28.5%
2	Neutral	10	02.5%
1	Disagree	01	0.3%
0	Strongly disagree	04	01.0%

Question 15 :

The institute/ teachers use student centric methods, such as experiential learning, participative learning and problem solving methodologies for enhancing learning experiences.

393 responses

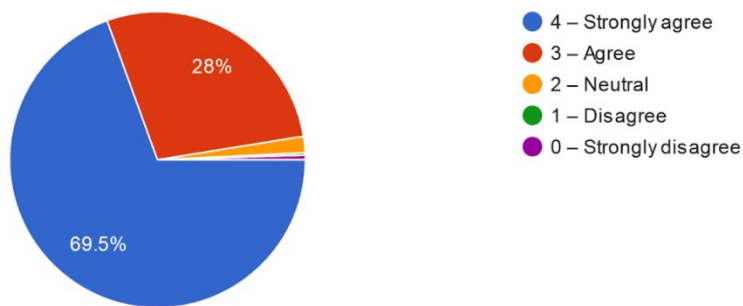


4	To a great	244	62.1%
3	Moderate	129	32.8%
2	Somewhat	11	02.8%
1	Very Little	08	2.0%
0	Not at all	01	0.3%

Question 16 :

Teachers encourage you to participate in extracurricular activities.

393 responses

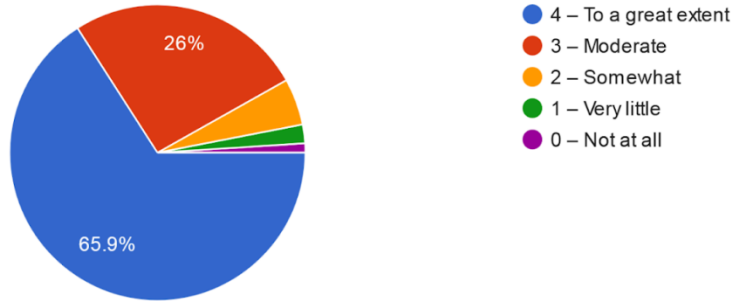


4	Strongly agree	273	69.5%
3	Agree	110	28.0%
2	Neutral	07	01.8%
1	Disagree	01	0.3%
0	Strongly disagree	02	0.5%

Question 17 :

Efforts are made by the institute/ teachers to inculcate soft skills, life skills and employability skills to make you ready for the world of work.

393 responses

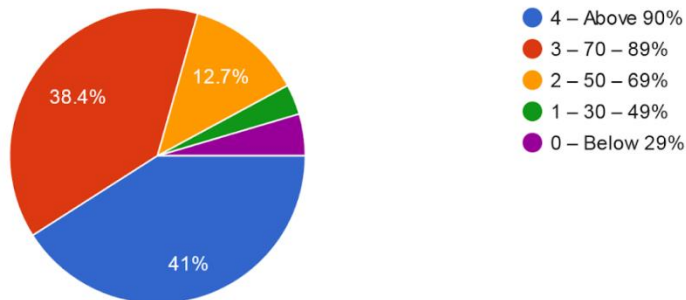


4	To a great	259	65.9%
3	Moderate	102	26.0%
2	Somewhat	20	05.1%
1	Very Little	08	2.0%
0	Not at all	04	01.0%

Question 18 :

What percentage of teachers use ICT tools such as LCD projector, Multimedia, etc. while teaching

393 responses

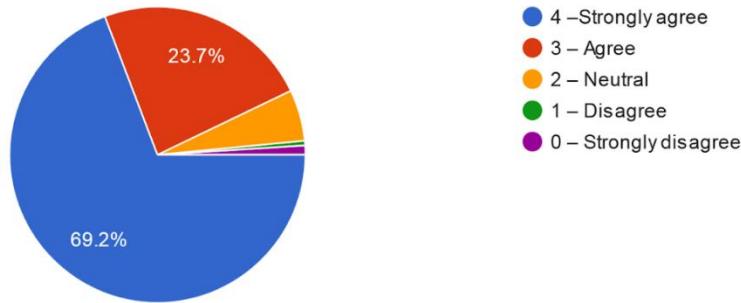


4	Above 90%	161	41.0%
3	70 89%	151	38.4%
2	50 69%	50	12.7%
1	30 49%	03	3.3%
0	Below 29%	18	4.6%

Question 19 :

The overall quality of teaching-learning process in your institute is very good.

393 responses




4	Strongly agree	272	69.2%
3	Agree	93	23.7%
2	Neutral	22	5.6%
1	Disagree	02	0.5%
0	Strongly disagree	04	01.0%

Question 20: Recommendations

Out of several observation and suggestions three most occurred observations are:

1. Students demanded for Boys Hostel
2. Students also requested for more Smart class room
3. Professional course for employment


(Dr Kamal Ch Pathak)
Principal, B. P. Chaliha College
Principal
B.P. Chaliha College,
Nagarbera